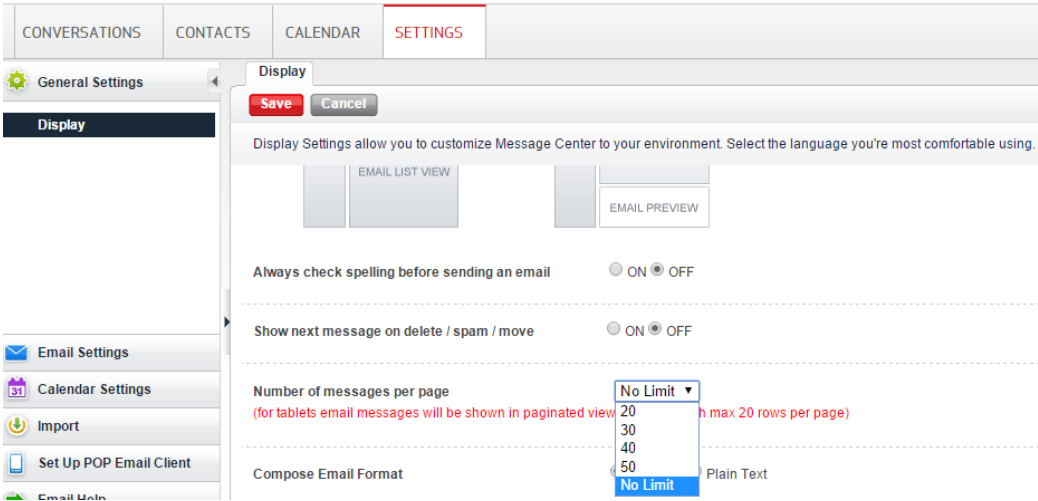
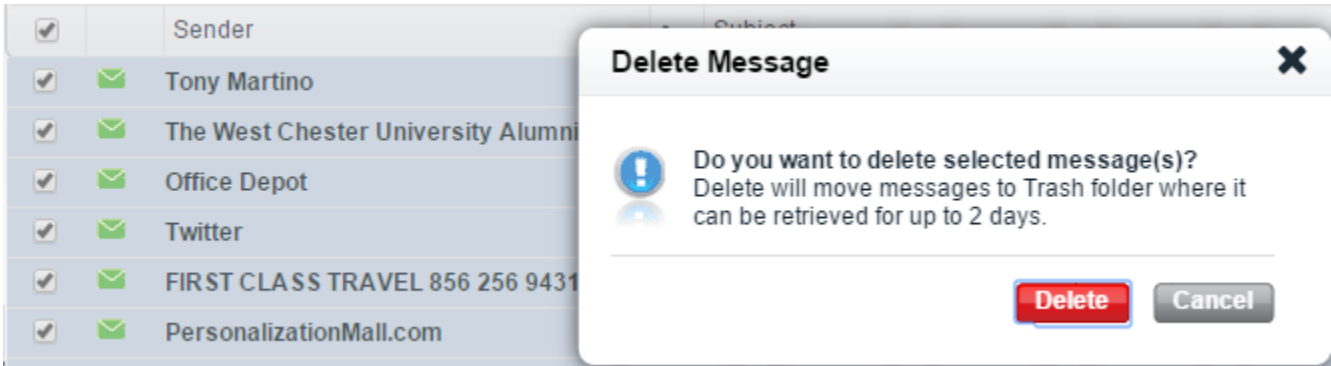


Log in and go to settings >> posts per page >> no limit.



Go back to Inbox and select all messages and delete!

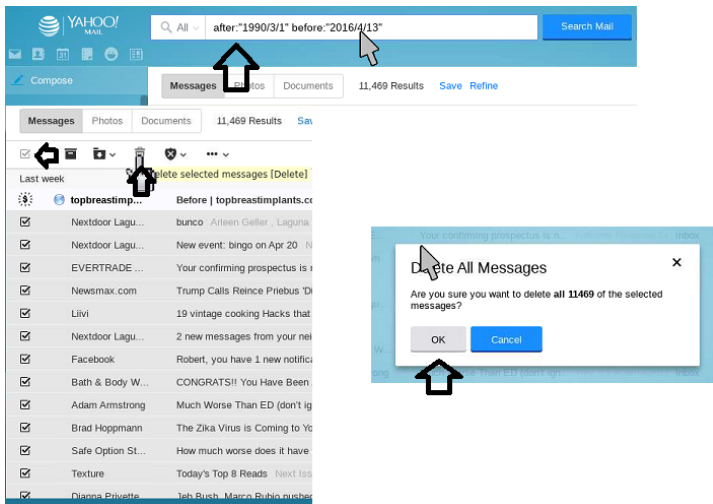


Purge Yahoo Inbox

This is like GMail, you must search the mail for the date range, then select the tick box to select all then hit the trash can to delete.

Note: The Dates must be in quotes, unlike GMail, example below, then hit CNTRL + A plus click the tick box to select All Messages.

```
after: "2000/3/15 before: "2017/3/2"
```

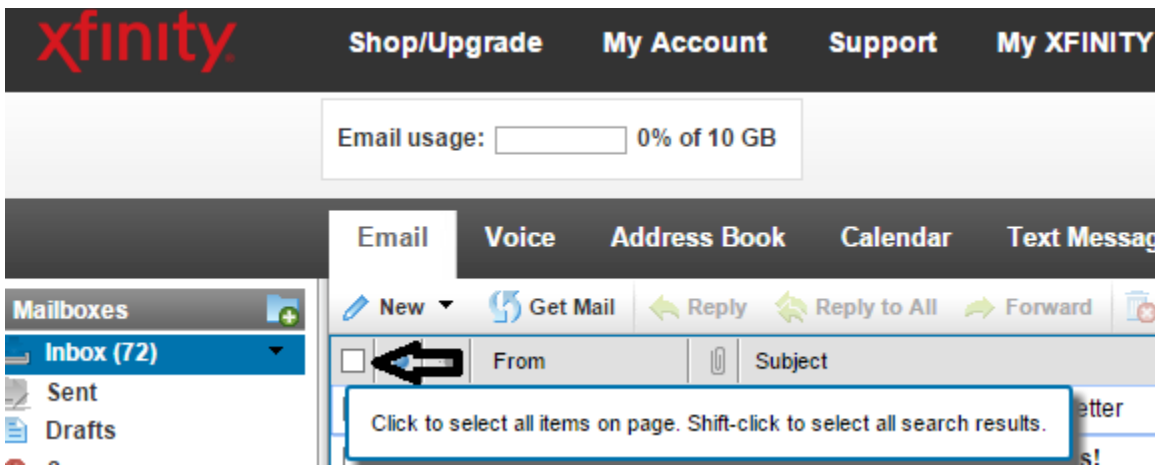


Purge AOL Inbox

AOL you just select ALL with the tick box and scroll bar to the bottom. (They don't actually load all the e-mails so you can scroll down quickly)

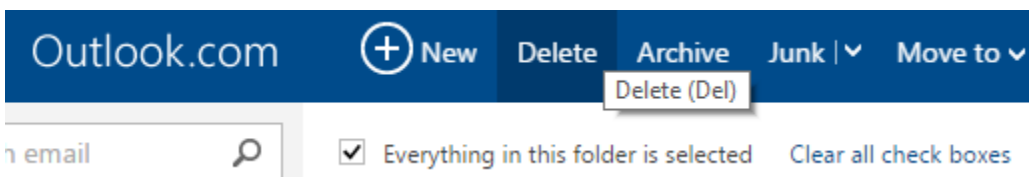
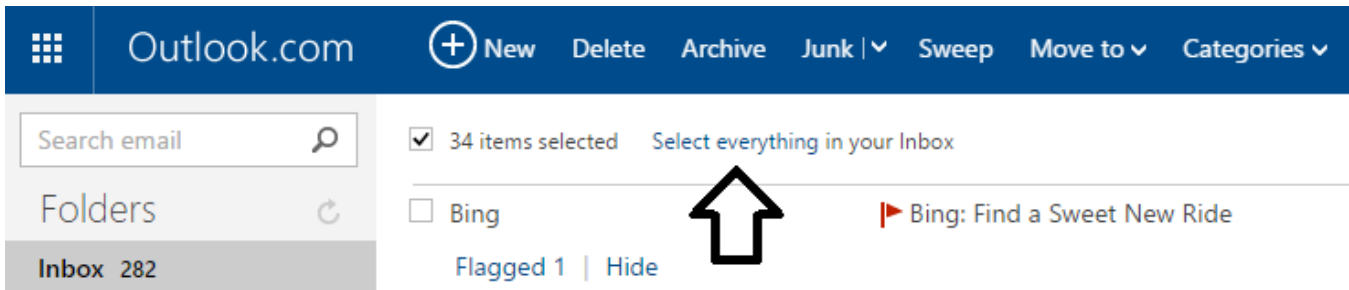
Purge Comcast/Xfinity Inbox

Comcast isn't too bad, just shift+click in the "select all" box then delete.



Purge Hotmail/Microsoft/Live Inbox

The easiest surprisingly! Just click the select all box, then click the words "Select everything" in your inbox. Then Delete!



RoadRunner/TimeWarnerCable :

Go to Manage Folders, then you can delete entire folders.

The screenshot displays the 'Manage Folders' page of a webmail interface. The top navigation bar includes 'Compose', 'Get Mail', 'Search Mail', 'Address Book', 'Settings', and 'Log Out'. Below this, there are buttons for 'New Folder', 'Rename', and 'Delete'. The main content area is a table listing folders with their respective statistics.

Folder name	Unread	Total	Usage
Inbox	332	332	68,930 KB
Drafts			
Sent Mail		360	6,908 KB
Deleted Items	50	50	3,875 KB
Junk Mail	2	2	54 KB
Deleted Messages		56	6,580 KB
Junk	42	43	1,725 KB
LILA		2	720 KB
savemail		12	2,944 KB
LILA		2	2,010 KB
Sent Messages		95	6,246 KB

The left sidebar contains a list of folders: Inbox (332), Drafts, Sent Mail, Deleted Items (50), Junk Mail (2), and Manage Folders (highlighted). Below the sidebar, there are links for Deleted Messages, Junk, LILA, savemail, LILA, and Sent Messages.